




**Road Rescue**<sup>®</sup>

*In Service for Life*<sup>™</sup>

AN ALLIED SPECIALTY VEHICLES COMPANY

# ULTRAMEDIC



**A Whisper Quiet, All Aluminum Interior** – Our all aluminum interior protects against blood borne pathogens while providing a whisper quiet environment that virtually eliminates outside noises, allowing you to manage the patient's vital signs without distractions.

**B Patient Centric Ceiling with Central Air System** – Includes a medical rail system directly over the patient, providing a work zone with lights and medical accessories along with ceiling vents to maximize conditioned air flow.

**C Smart Display-Digital Multiplex with LCD Screen** – Performs system monitoring diagnostics, with visual/audible warnings and offers the ability to display backup, patient area and perimeter monitoring.

**D Rail System** – Exclusive hospital-style medical rail system consolidates outlets into a convenient location that can be field adjusted.



**Spacious and customizable interior and exterior provides an extremely versatile unit for city streets or long transports.**




**The Ultramedic is the flagship in the Road Rescue line.**



# ULTRAMEDIC

Road Rescue pioneers new features that allow emergency personnel to provide effective patient care in a safe, secure environment. When you choose Road Rescue, you know you're getting the safest, most innovative ambulances in the industry with features designed to provide a secure environment for patient care and occupant safety.



**A** Hidden Hinges – Exclusive design protects hinges from environmental conditions and provides a clean, streamlined appearance.

**B** Crash-Rail System – The snap-on extruded rubber crash rail eliminates fasteners for easy repair or replacement in the field. It also houses a reflective insert for increased conspicuity and safety.

**C** Wall-Panel Construction – Formed .125" aluminum utilizing pan formed, single sheet front, rear and side wall design principles enhances a robust modular structure.

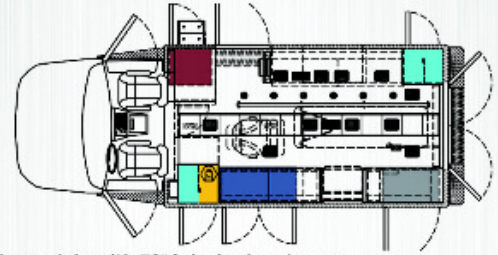
**D** Roof Radius – The perimeter of the roof is framed with a radius extrusion with triple-wall webbing for long-term strength and structural integrity.

## SOME OF THE AVAILABLE CHASSIS OPTIONS:

### Ford E450

- 158" WB / 100" CA / 14,500 lb. GVWR
- NFPA aluminum running boards with splash guard
- Stainless steel wheel inserts
- Velvac heated, remote mirrors

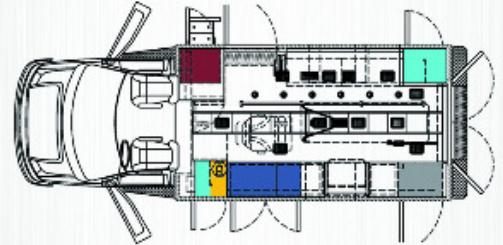
BASE SPECIFICATIONS • 168" long x 96" wide module with 72" interior headroom



### Chevy G4500

- 159" WB / 100" CA / 14,200 lb. GVWR
- NFPA aluminum running boards with splash guard
- Stainless steel wheel inserts

BASE SPECIFICATIONS • 170" long x 96" wide module with 72" interior headroom

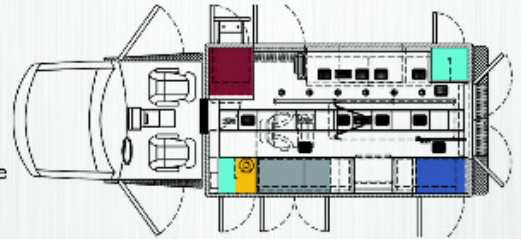


### Ford F-Series

#### F450 / F550 / F650 CHASSIS SPECS

- GVWR ranges from 16,500 - 22,500
- NFPA aluminum running boards
- Air suspension with lowering feature
- Stainless steel wheel inserts

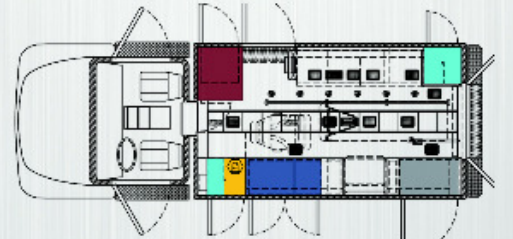
BASE SPECIFICATIONS • 168" long x 96" wide module with 72" interior headroom



### Freightliner M2

- 108" CA, 178" WB, 20,000 GVWR
- OEM air suspension with lowering feature
- Diamond plate trim
- Stainless steel wheel inserts

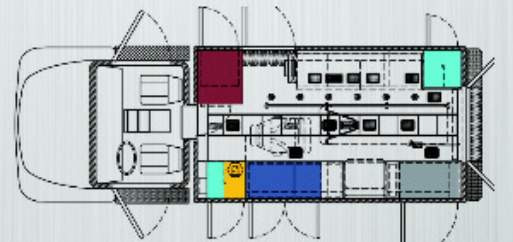
BASE SPECIFICATIONS • 168" long x 96" wide module with 72" interior headroom



### Navistar 4100 / 4300

- 108" CA, 175" WB, 20,000 GVWR
- Air suspension with lowering feature
- Diamond plate trim
- Stainless Steel wheel inserts
- TerraStar

BASE SPECIFICATIONS • 168" long x 96" wide module with 72" interior headroom



■ Oxygen Storage   
 ■ Spare Tire & Equipment   
 ■ Backboard Storage   
 ■ Inside/Outside Access   
 ■ Miscellaneous Storage

(877) 813-9226 • [www.roadrescue.com](http://www.roadrescue.com)



## Road Rescue®

*In Service for Life™*

AN ALLIED SPECIALTY VEHICLES COMPANY